

# Texas D-SNPs At a Glance

## How many TX residents are enrolled in both Medicare & Medicaid?

There were about 711,000 Texas residents enrolled in both Medicare and Medicaid (“dually eligible”) in 2023.<sup>1</sup>

Texas Health and Human Services Commission (HHSC) implemented the Dual Eligible Integrated Care Demonstration Project, or Dual Demonstration Program in 2015 serving dually eligible Medicare and Medicaid enrollees. HHSC will end the Dual Demonstration Program by December 31, 2025, and transition Medicare-Medicaid Plans (MMPs) to integrated Dual Eligible Special Needs Plans (D-SNPs) by January 1, 2026.<sup>2</sup>

**362,000 individuals, or about 51%**

of dually eligible individuals in Texas, had full Medicaid benefits. These individuals are referred to as full-benefit dually eligible individuals.

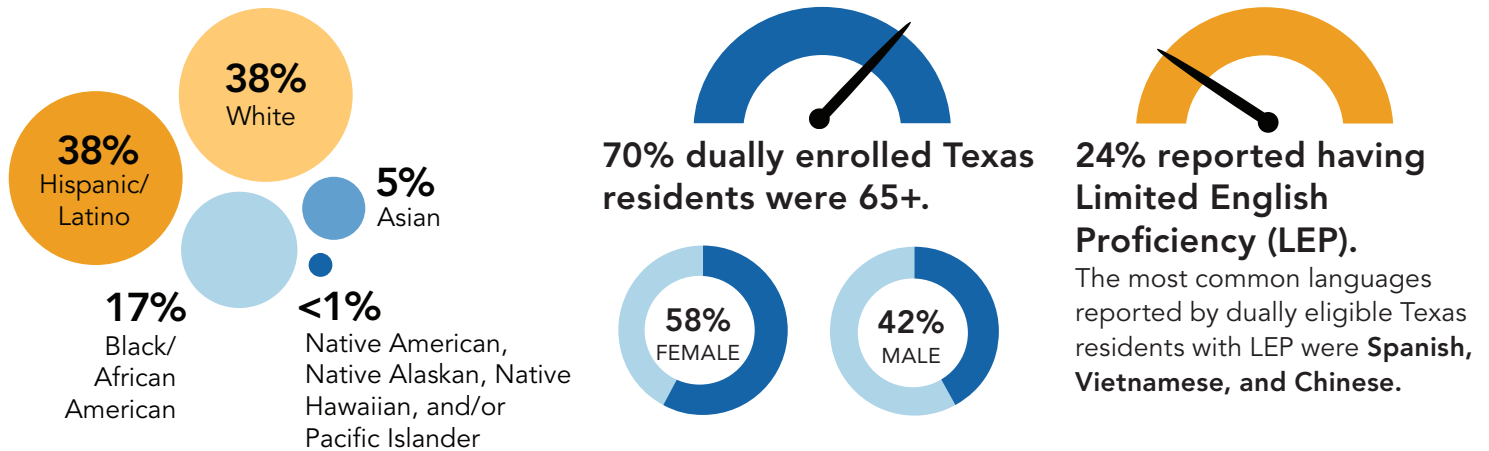
**349,000 individuals, or about 49%**

of dually eligible individuals in Texas, did not have full Medicaid; rather, their Medicaid coverage was limited to assistance paying for Medicare costs through enrollment in a Medicare Saving Program (MSP). These individuals are referred to as partial-benefit dually eligible individuals.



## What are some features of the dually enrolled population in TX?

According to American Community Survey data from 2017-2022:<sup>3</sup>



## What is the D-SNP landscape for dually eligible TX residents?



About 356,000 Texas residents, or 50% of people dually eligible for Medicare and Medicaid, are enrolled in a Dual Eligible Special Needs Plan (D-SNP).<sup>4</sup>

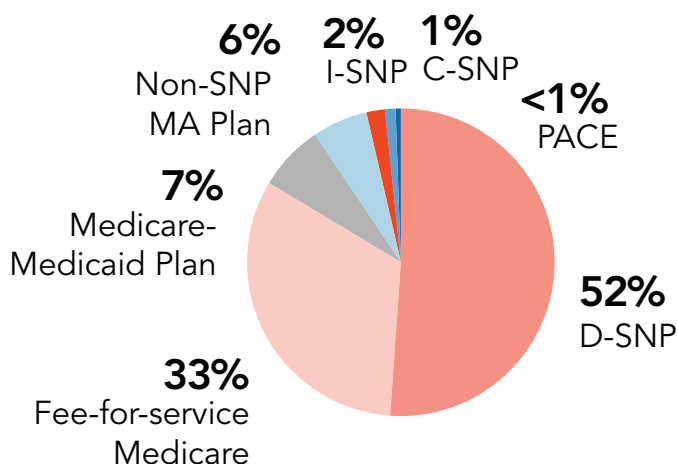
The most-enrolled D-SNP contracts were **Care Improvement Plus South Central, United Health Care, and Healthspring.**

Since 2020, D-SNP enrollment has grown by 59%.<sup>5</sup>

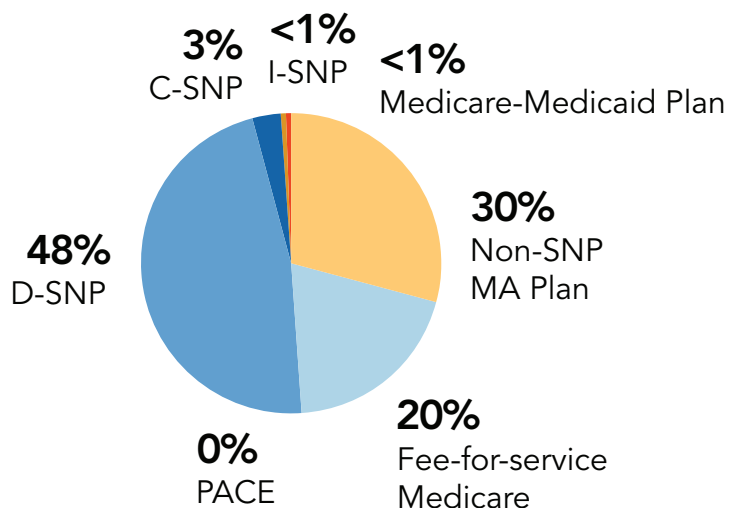
Dually eligible individuals in Texas receive their Medicaid benefits from managed care.<sup>6</sup> Texas has HIDE SNPs and CO D-SNPs. For more information on types of D-SNPs, see the [Justice in Aging D-SNP basics brief](#) and [FAQ](#).<sup>7</sup>

## What is Medicare managed care enrollment for dually eligible TX residents?

Among full-benefit dually eligible Texas residents:<sup>8</sup>



Among partial-benefit dually eligible Texas residents:<sup>9</sup>



## What are some key documents for Texas D-SNPs?

- Dual Eligible Integrated Care Demonstration Project | Texas [Health](#) and Human Services

*Please note that this data is for informational purposes. Given that the information in this document is sourced from various datasets and individuals may underreport Medicaid enrollment to the U.S. Census, we advise exercising caution when using this data. Please reach out to Rachel Gershon, [rgershon@justiceinaging.org](mailto:rgershon@justiceinaging.org), with any questions.*

## Sources

- 1 ATI Advisory, [Dual Eligible Enrollment by Medicare Program and State](#), May 2024.
- 2 Dates listed in the ["Transition of the Dual Demonstration Program"](#) section of the [HHSC website](#).
- 3 Author analysis of U.S. Census 5-year ACS data (2018-2022). Please note that because individuals tend to underreport Medicaid enrollment for the U.S. Census, caution should be used with this data.
- 4 ATI Advisory
- 5 Author analysis of [CMS SNP data for April 2024](#)
- 6 KFF, [Dual Eligible Enrollment in Medicaid Managed Care by Plan Type](#), 2021.
- 7 Gershon, Rachel & Tiffany Huyenh-Cho, [D-SNPs: What Advocates Need to Know](#), (February 2024). Justice in Aging, [Dual-Eligible Special Needs Plans: Frequently Asked Questions](#) (June 2024)
- 8 ATI Advisory
- 9 Ibid.