

Florida D-SNPs At a Glance

How many FL residents are enrolled in both Medicare & Medicaid?

There were about **957,000 Florida residents enrolled in both Medicare and Medicaid (“dually eligible”) in 2023.**¹

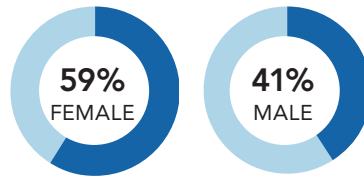
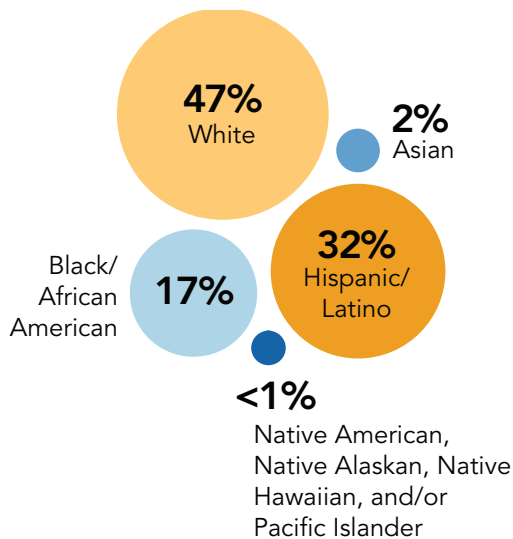
493,000 individuals, or about 52% of dually eligible individuals in Florida, had full Medicaid benefits. These individuals were referred to as full-benefit dually eligible individuals.

464,000 individuals, or about 48% of dually eligible individuals in Florida, did not have full Medicaid; rather, their Medicaid coverage was limited to assistance paying for Medicare costs through enrollment in a Medicare Saving Program (MSP). These individuals are referred to as partial-benefit dually eligible individuals.



What are some features of the dually enrolled population in FL?

According to American Community Survey data from 2017-2022:²



The most common languages reported by dually eligible Florida residents with LEP were **Spanish, Haitian, and Vietnamese.**

What is the D-SNP landscape for dually eligible FL residents?



About **610,000 Florida residents, or 64%** of people dually eligible for Medicare and Medicaid, were enrolled in a Dual Eligible Special Needs Plan (D-SNP).³

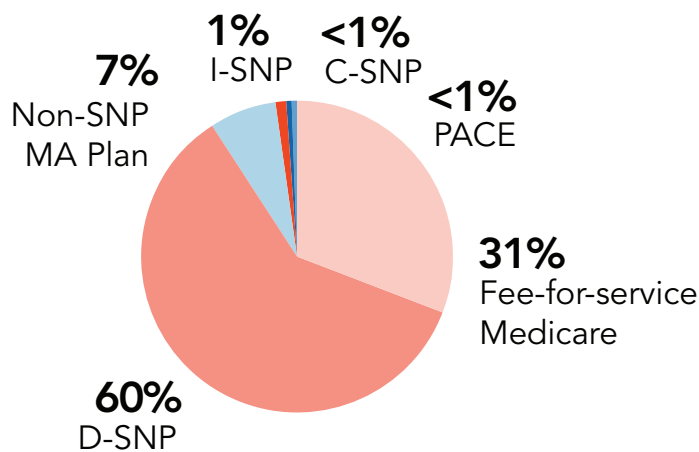
The most-enrolled D-SNP contracts were **Humana, Care Improvement Plus South Central, and Preferred Care Partners.**

Since 2020, D-SNP enrollment has grown by 80%.

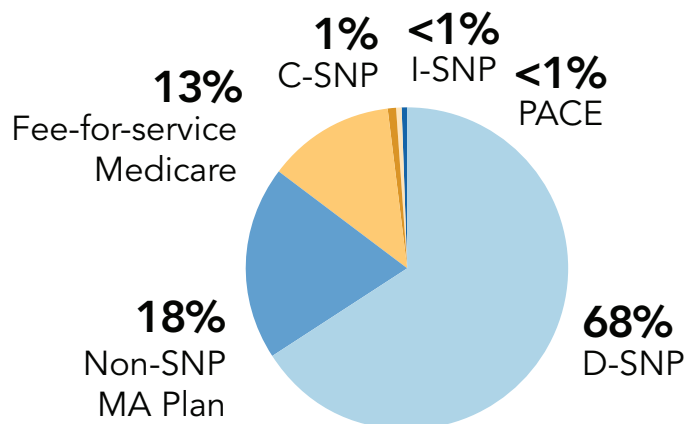
Florida permits enrollment of its dually eligible population into Medicaid managed care.⁴ Florida has HIDE SNPs, FIDE SNPs, and CO D-SNPs.⁵ For more information on types of D-SNPs, see the [Justice in Aging D-SNP basics brief](#) and [FAQ](#).⁶

What is Medicare managed care enrollment for dually eligible FL residents?

Among full-benefit dually eligible Florida residents:⁷



Among partial-benefit dually eligible Florida residents:⁸



What are some key documents for FL D-SNPs?

- [Statewide Medicaid Managed Care Contracts](#)
- [AHCA RFI D-SNP Document](#)
- [AHCA Comprehensive Medicaid Managed Care Enrollment Reports](#)
- [AHCA Medicaid Eligibles Report](#)

Please note that this data is for informational purposes. Given that the information in this document is sourced from various datasets and individuals may underreport Medicaid enrollment to the U.S. Census, we advise exercising caution when using this data. Please reach out to Rachel Gershon, rgershon@justiceinaging.org, with any questions.

Endnotes

- 1 ATI Advisory, [Dual Eligible Enrollment by Medicare Program and State](#), May 2024.
- 2 Author analysis of U.S. Census 5-year ACS data (2018–2022). Please note that because individuals tend to underreport Medicaid enrollment for the U.S. Census, caution should be used with this data.
- 3 ATI Advisory, [Dual Eligible Enrollment by Medicare Program and State](#), May 2024.
- 4 KFF, [Medicaid Arrangements to Coordinate Medicare and Medicaid for Dual-Eligible Individuals](#), April 2023.
- 5 Author analysis of [CMS SNP data for April 2024](#)
- 6 Gershon, Rachel & Tiffany Huyenh-Cho, [D-SNPs: What Advocates Need to Know](#), (February 2024). Justice in Aging, [Dual-Eligible Special Needs Plans: Frequently Asked Questions](#) (June 2024)
- 7 ATI Advisory
- 8 Ibid.